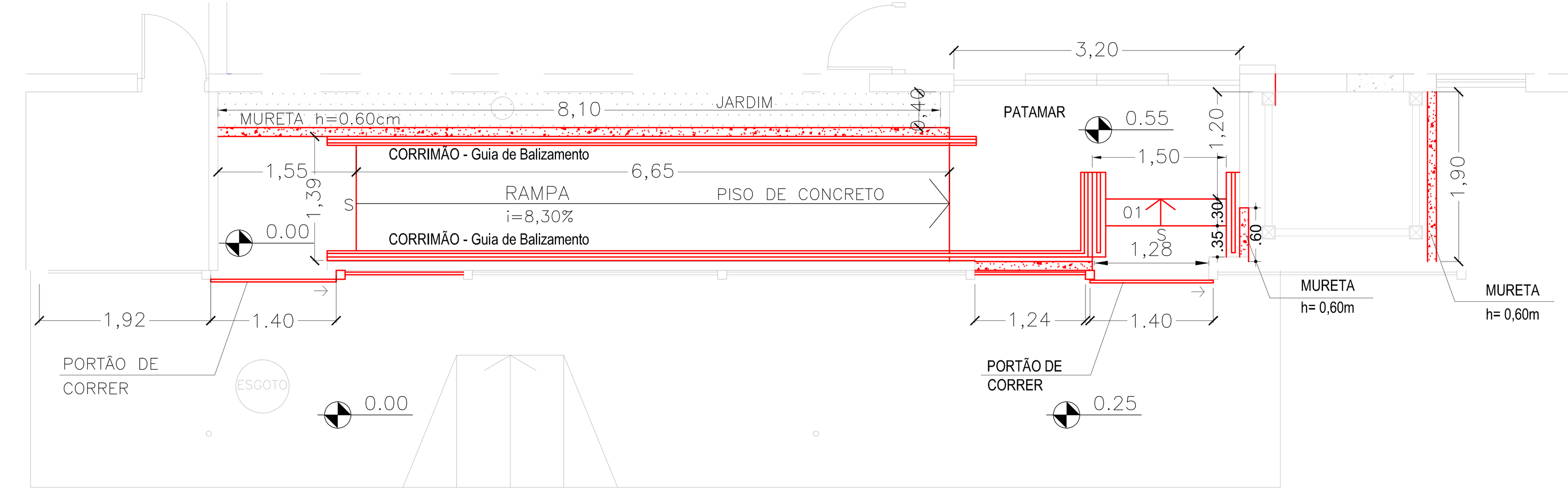

À CONSTRUIR
ESC:1/50

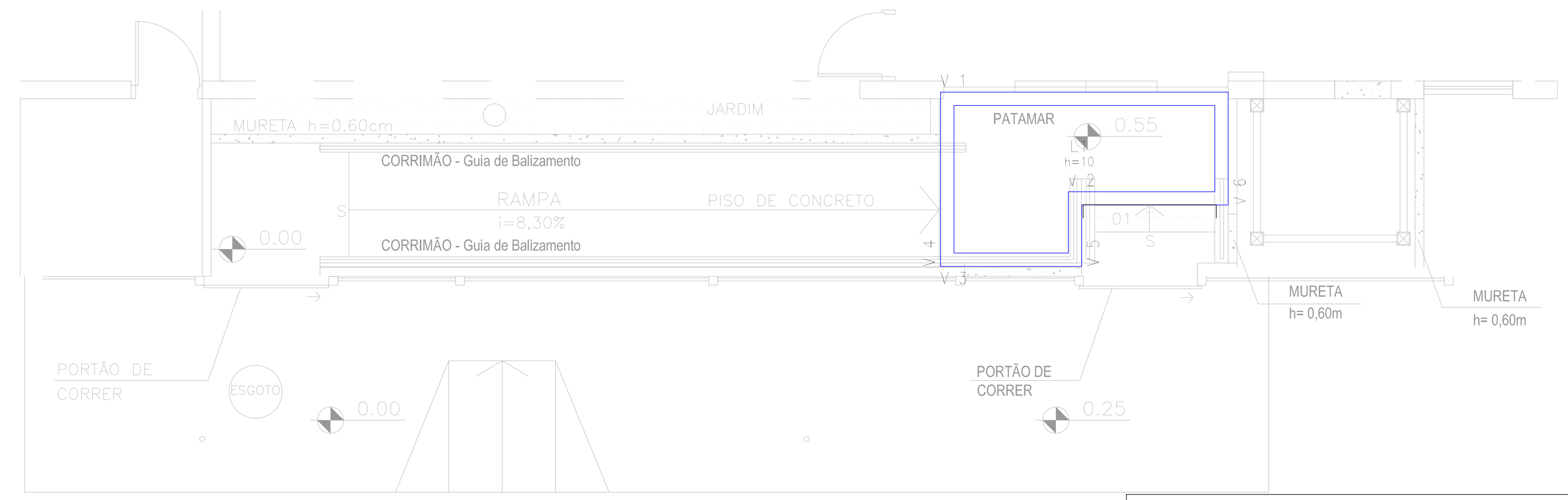

PLANTA DE FORMAS - NÍVEL 0,30 M
ESC:1/50

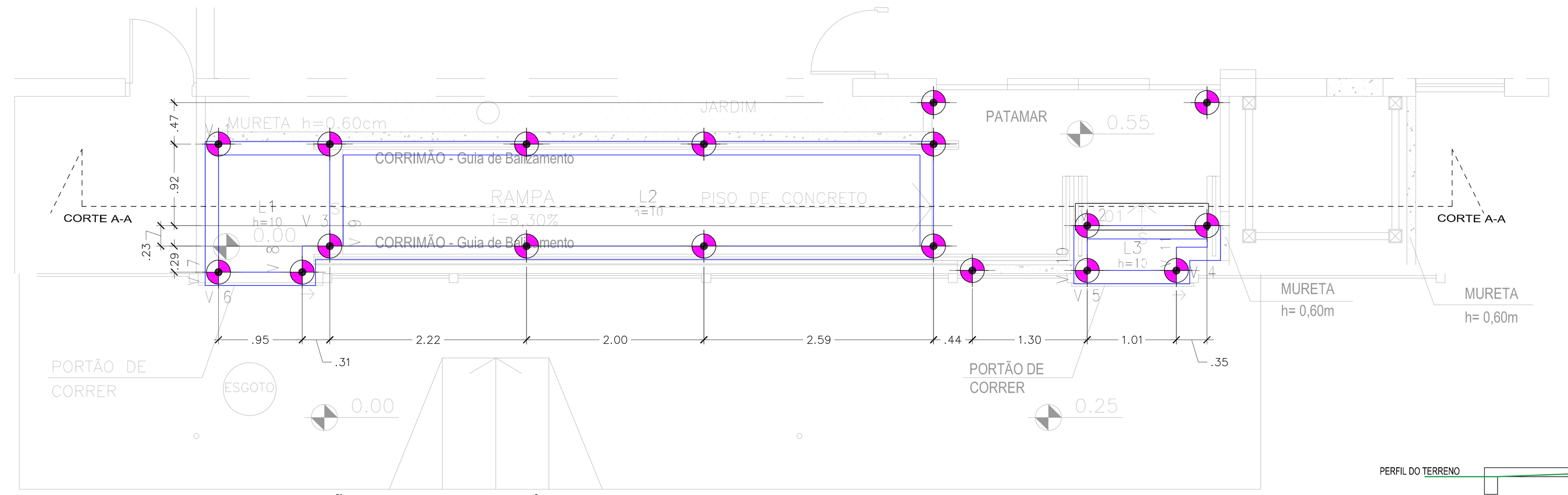

PLANTA DE FORMAS E LOCAÇÃO DAS ESTACAS - NÍVEL 0,00 M
ESC:1/50

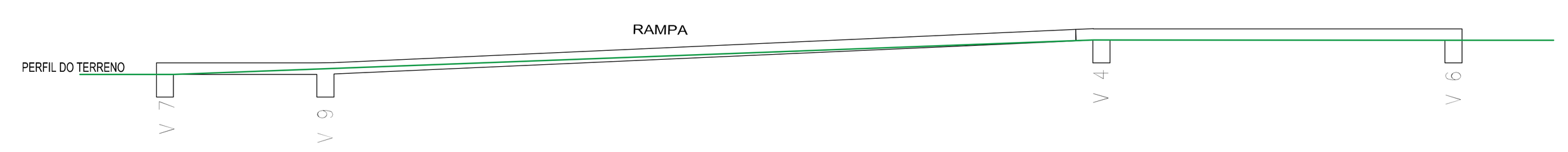

CORTE A-A
ESC:1/50

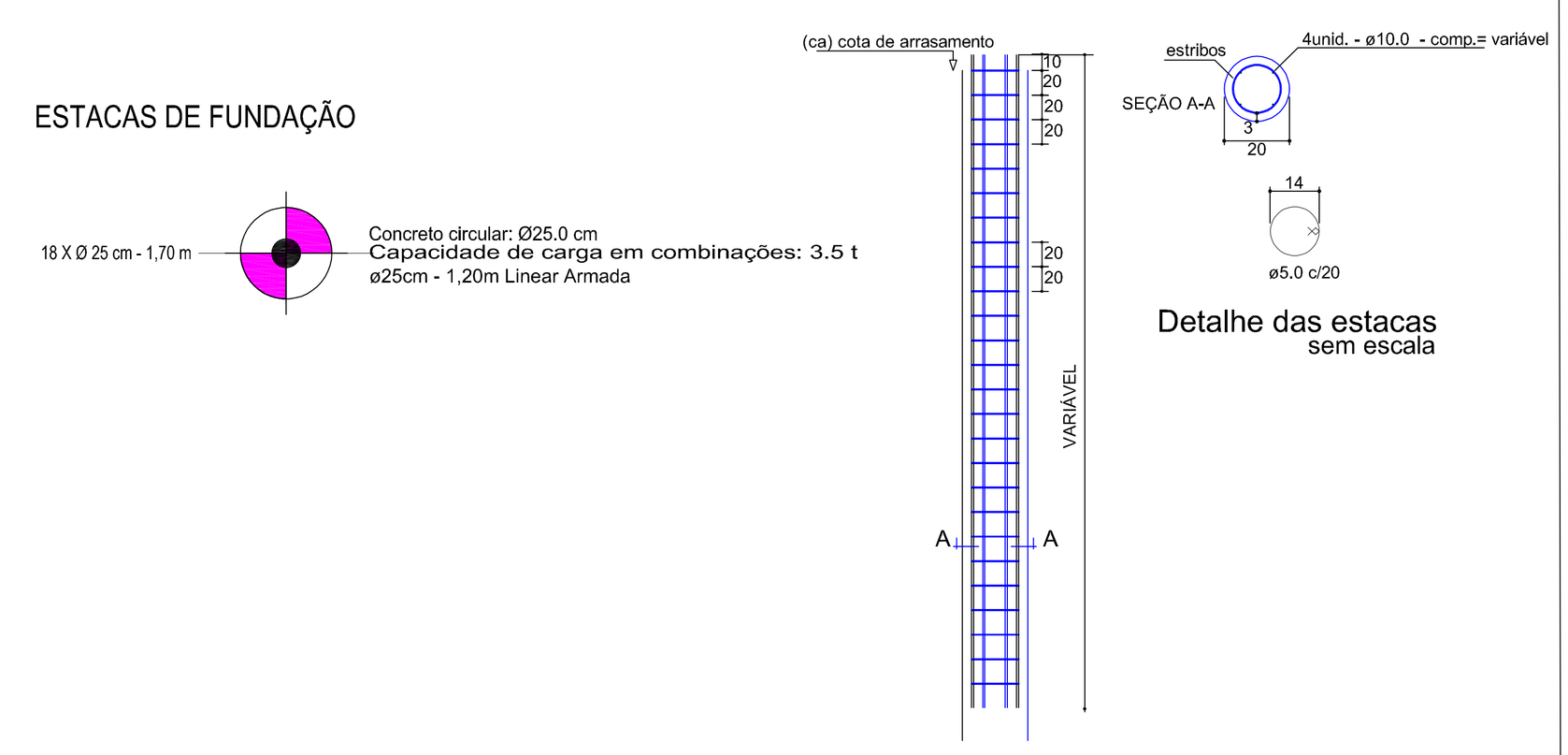

DETALHAMENTO DAS MURETAS

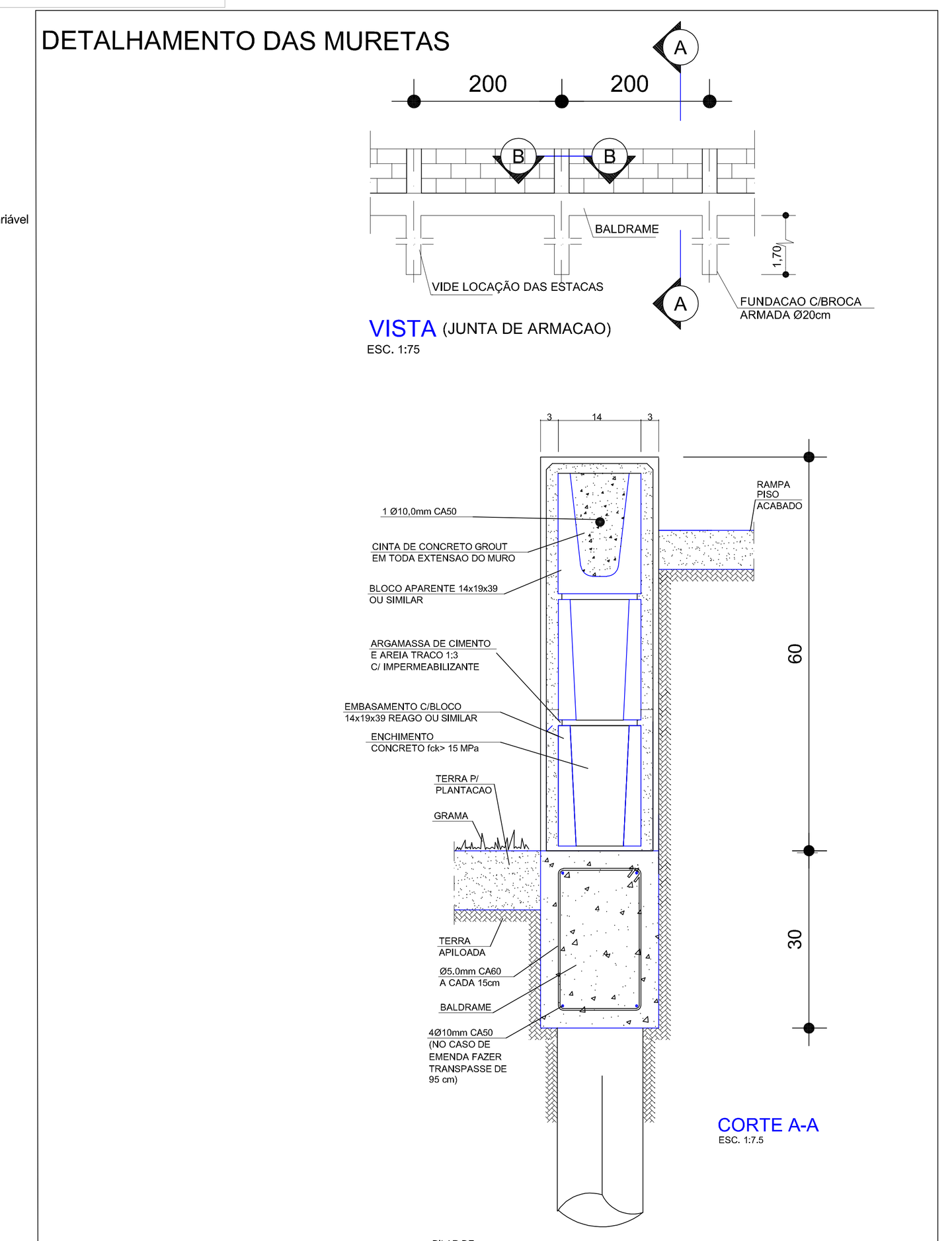

NOTAS:
1 - O BALDRAME DEVERÁ FICAR SEMPRE ABAIXO DO PISO ACABADO.
2 - COBRIMENTO DA ARMADURA NO PILAR e=2,5cm. NO BALDRAME e=3cm.
3 - CONCRETO fck > 15 MPa
4 - AÇO CA50 E CA60
5 - PREVER LASTRO DE BRITA e= 5cm.

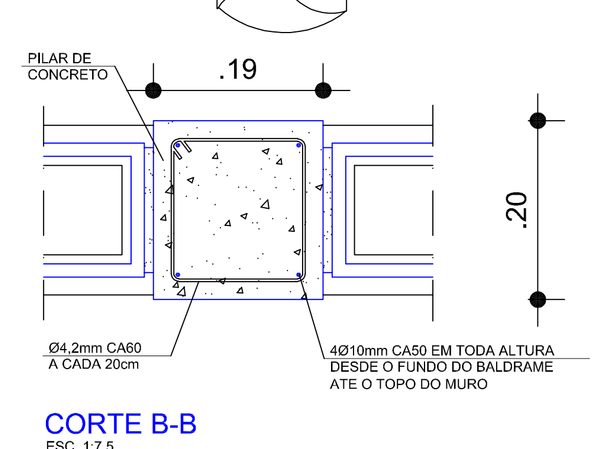

CORTE B-B
ESC. 1/15



3D
s/ escala

Arq. Paulo Vasques
CAU A20591-0
APROVADO
PREFEITURA MUNICIPAL DE HORTOLÂNDIA
SMOBU - Departamento de Projetos e Aprovação

Elemento	Pos.	Diam.	Q.	Dob. (cm)	Reta (cm)	Dob. (cm)	Comp. (cm)	Total (cm)	CA-50 (kg)	CA-60 (kg)
Armadura longitudinal inferior	1	ø5	10	6	144		150	1500		2.4
	2	ø5	8	6	674		680	5440		8.5
	3	ø5	2		150		150	300		0.5
								Total+10%:		12.5
Armadura transversal inferior	4	ø5	10	6	VAR.	6	VAR.	1640		2.6
	5	ø5	50	6	129	6	141	7050		11.1
	6	ø5	8	6	61	6	73	584		0.9
	7	ø5	2	6	35	6	47	94		0.1
								Total+10%:		16.2
Armadura longitudinal superior	8	ø5	6	6	56	8	70	420		0.7
	9	ø5	4	8	92		100	400		0.6
	10	ø5	2	6	144		150	300		0.5
	11	ø5	2	6	174		180	360		0.6
	12	ø5	5	8	112		120	600		0.9
	13	ø5	5	8	336	6	350	1750		2.7
	14	ø5	2	8	44	8	60	120		0.2
								Total+10%:		6.8
Armadura transversal superior	15	ø5	5	6	VAR.	8	VAR.	415		0.7
	16	ø5	5	8	76	6	90	450		0.7
	17	ø5	2	6	158	6	170	340		0.5
	18	ø5	33	6	46	8	60	1980		3.1
	19	ø5	33	8	46	6	60	1980		3.1
	20	ø5	7	6	VAR.	6	VAR.	476		0.7
								Total+10%:		9.7
								ø5:	0.0	45.2
								Total:	0.0	45.2

Nota: Existem planos inclinados.
O desenho de todos os elementos está em projeção horizontal.


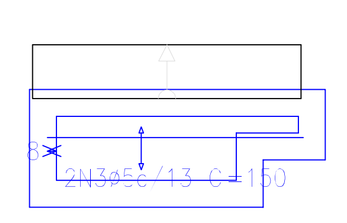
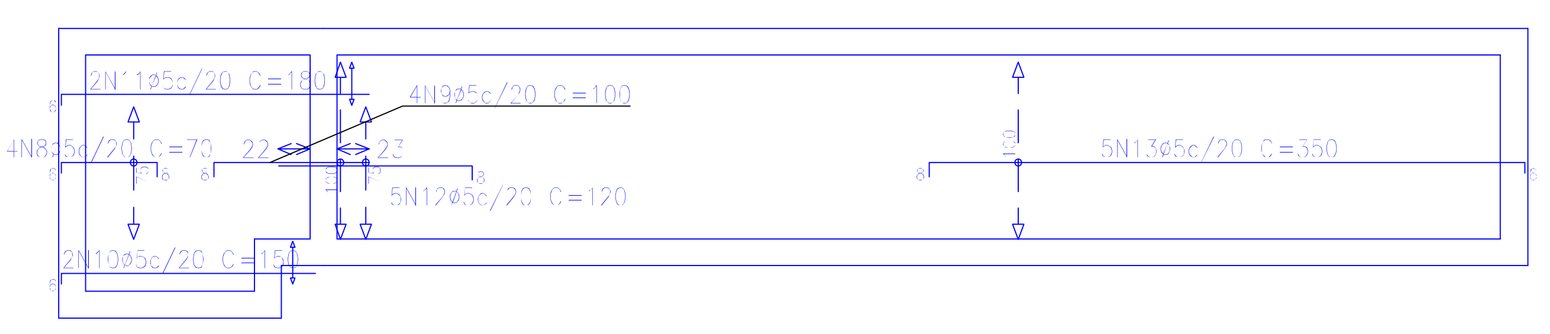
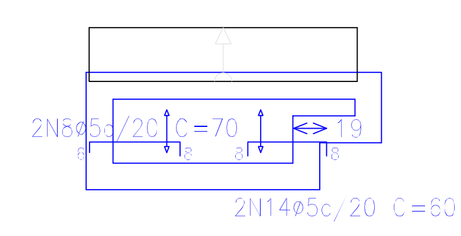

Resumo Aço Térreo		
Armadura longitudinal inferior	Comp. total (m)	Peso+10% (kg)
CA-60 ø5	72.4	13

Resumo Aço Térreo		
Armadura longitudinal superior	Comp. total (m)	Peso+10% (kg)
CA-60 ø5	39.5	7

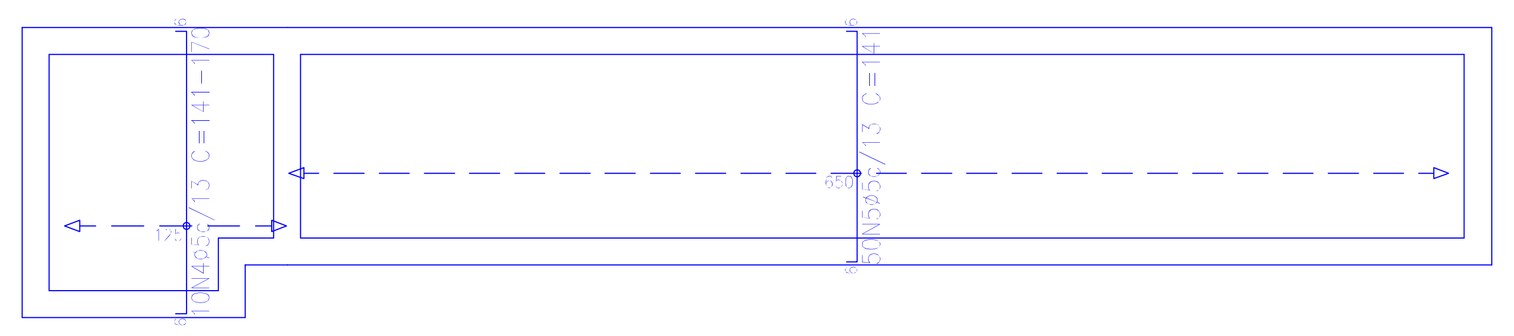
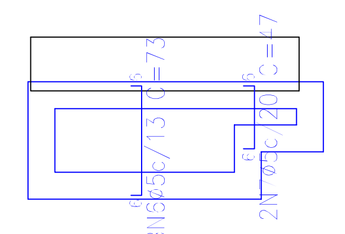
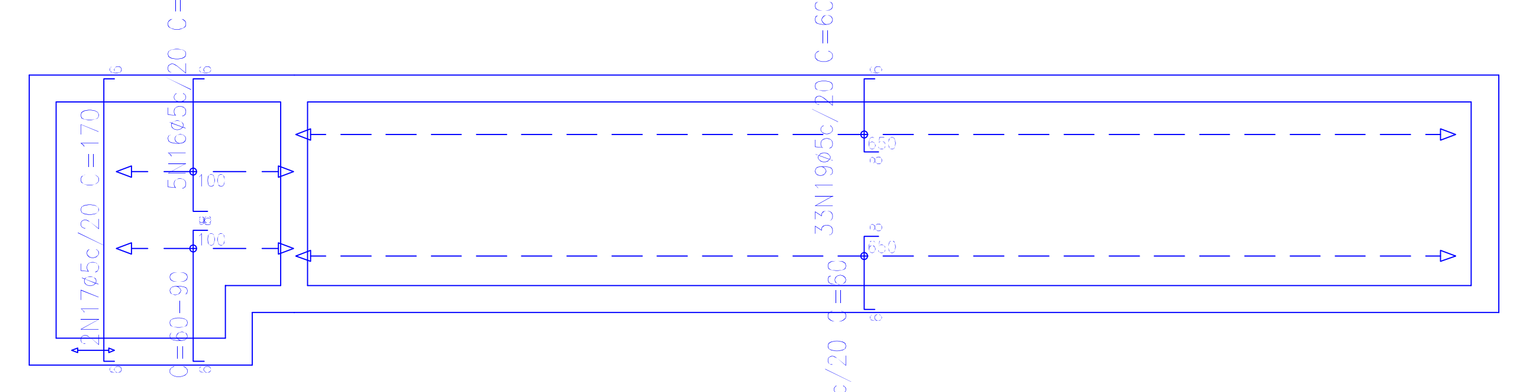
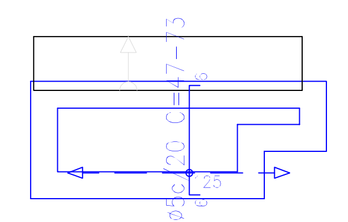

Resumo Aço Térreo		
Armadura transversal inferior	Comp. total (m)	Peso+10% (kg)
CA-60 ø5	93.7	16

Resumo Aço Térreo		
Armadura transversal superior	Comp. total (m)	Peso+10% (kg)
CA-60 ø5	56.4	10

PLANTA DE LAJES - NÍVEL 0,00 M
E LAJE INCLINADA DE 0,00 A 0,30 M
ESC:1/50

Elemento	Pos.	Diam.	Q.	Dob. (cm)	Reta (cm)	Dob. (cm)	Comp. (cm)	Total (cm)	CA-50 (kg)	CA-60 (kg)
Armadura longitudinal inferior	1	ø5	8	6	320	6	332	2656		4.2
	2	ø5	4	6	155	6	167	668		1.0
	3	ø5	2	6	194		200	400		0.6
								Total+10%:		6.4
Armadura transversal inferior	4	ø5	12	6	123	6	135	1620		2.5
	5	ø5	10	6	192	6	204	2040		3.2
								Total+10%:		6.3
Armadura longitudinal superior	6	ø5	5	6	106	8	120	600		0.9
	7	ø5	5	8	106	6	120	600		0.9
	8	ø5	3	6	155	6	167	501		0.8
	9	ø5	2	6	76	8	90	180		0.3
	10	ø5	2	8	72		80	160		0.3
								Total+10%:		3.5
Armadura transversal superior	11	ø5	8	6	123	6	135	1080		1.7
	12	ø5	7	6	76	8	90	630		1.0
	13	ø5	7	8	76	6	90	630		1.0
								Total+10%:		4.1
								ø5:	0.0	20.3
								Total:	0.0	20.3

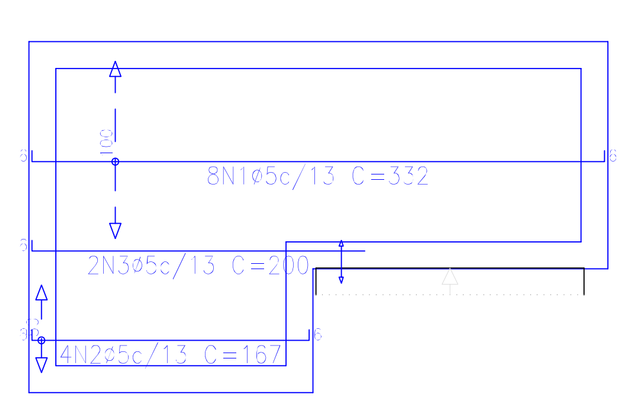

Resumo Aço Piso 1		
Armadura longitudinal inferior	Comp. total (m)	Peso+10% (kg)
CA-60 ø5	37.2	6

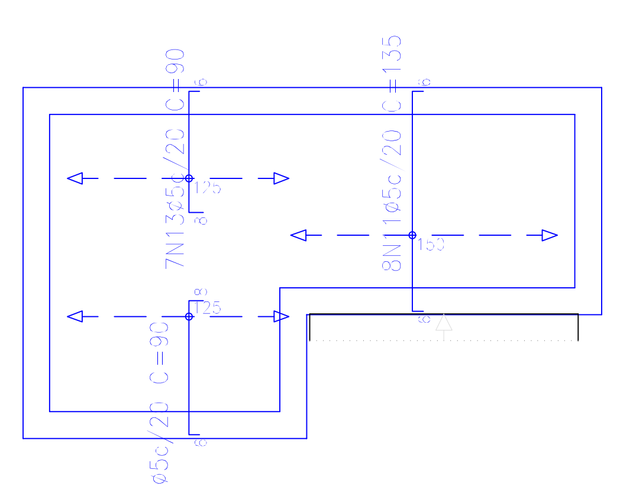

Resumo Aço Piso 1		
Armadura transversal superior	Comp. total (m)	Peso+10% (kg)
CA-60 ø5	23.4	4

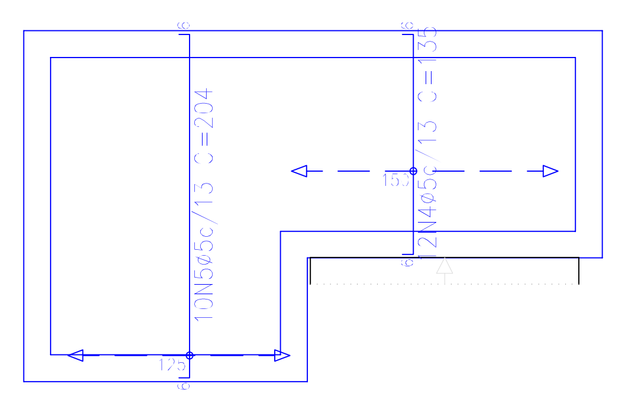

Resumo Aço Piso 1		
Armadura transversal inferior	Comp. total (m)	Peso+10% (kg)
CA-60 ø5	36.6	6

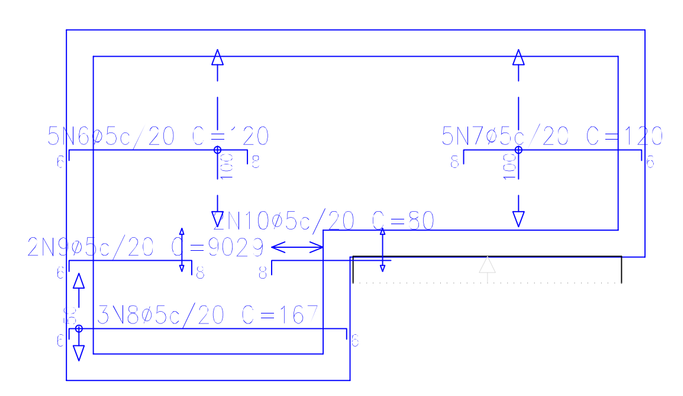

Resumo Aço Piso 1		
Armadura longitudinal superior	Comp. total (m)	Peso+10% (kg)
CA-60 ø5	20.4	4

PLANTA DE LAJES - NÍVEL 0,30 M
ESC:1/50

PREFEITURA MUNICIPAL DE HORTOLÂNDIA

ADMINISTRAÇÃO JOSÉ NAZARENO ZEZÉ GOMES 2021-2024

COORDENAÇÃO: SÉRGIO MARASCO TORRECILAS - SECRETÁRIO MUNICIPAL DE OBRAS
COORDENAÇÃO TÉCNICA: PAULO A. G. VASQUES - DIRETOR DE PROJETOS E ORÇAMENTOS
VISTO:
OBRA/OBJETO: REFORMA - FÓRUM DA COMARCA DE HORTOLÂNDIA
LOCAL: RUA SEBASTIÃO CUSTÓDIO DE OLIVEIRA, N º 20, REMANSO CAMPINEIRO
TÍTULO: PJ. ESTRUTURAL - (RAMPA, ESCADA E MURETA)
AUTOR DO PROJETO: ENG. GLAYTON FLÁVIO BERIGO
CREA: 5069435090
ART: -
ESCALAS: INDICADAS
DESENHOS:
REVISÃO:
PROCESSO:
DATA: AGOSTO - 2021
FOLHA: 01/02